

A Patient's Guide to **Taking Care of Your New Cast**



©MMG 2005



**Centre for Orthopaedics
Suite 10-33/34/35 Mount Elizabeth Novena Specialist
Centre
38 Irrawaddy Road
Singapore, 329563**



Centre for Orthopaedics


Please take the time to explore our web office. Discover all we have to offer. We hope you will find the time spent on our website rewarding and informative. Here at the Centre for Orthopaedics, we are dedicated to providing ways for those we serve to access the information needed to make informed decisions about healthcare in orthopaedic and sports medicine.

We encourage you to explore our site and learn more about our practice, staff, facilities and treatment options. Check out the Patient Resources section of our site. You will find educational materials to help you understand orthopaedic problems and what options for treatment are available in our clinic.

The Staff of the Centre for Orthopaedics.



Centre for Orthopaedics
Suite 10-33/34/35 Mount Elizabeth Novena Specialist Centre
38 Irrawaddy Road
Singapore, 329563
Phone: (65) 6684 5828 Fax: (65) 6684 5829
sharon@cfo.com.sg
<http://www.cfo.com.sg>



Cast Care Instructions

Unless you have a waterproof cast, you should keep your cast dry. However, even waterproof casts should be dried out thoroughly after getting them wet. If you don't dry your cast out after getting it wet, the skin underneath stays damp and can become moldy and smelly. Also, don't swim with your cast on unless you have the waterproof kind.

To keep your cast dry in the shower, you can enclose it in a plastic garbage bag. Tape the open end of the bag so that water can't get in. You can also buy a special cast protector.

Casts don't completely harden for about two days. Be especially careful with your cast during this time. Don't rest the full weight of the cast on a hard surface during these first two days. Doing so can dent the cast and can cause pressure sores on the skin under the cast. If the cast involves your foot, don't walk on it for forty-eight hours, even if you have what is known as a *walking cast*. Walking on a soft cast may cause it to crack or dent.

Keep the casted or splinted limb *elevated* (propped up) above the level of your heart when you're able to do so. This will reduce the swelling and help to keep the cast from becoming too tight.

Avoid too much activity and situations that may re-injure you or damage your cast.

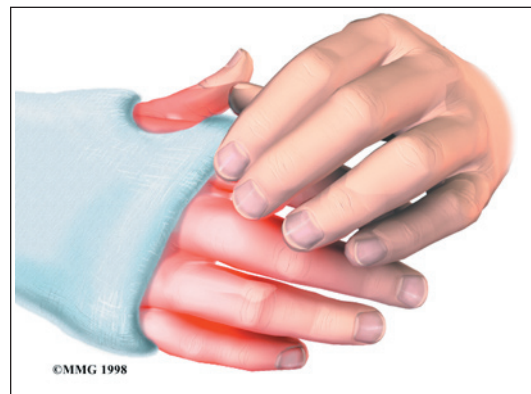
Remember your cast is there to help your arm or leg heal. It can't do its job without your cooperation.

Warning Signs

If you have any of the following warning signs after your cast is placed or changed, you should consult your doctor.

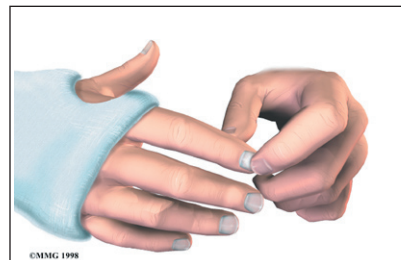
Severe Pain

Your injury will probably cause some pain, but if the pain becomes steadily worse after the cast has been placed or changed, that may be a sign that the cast is too tight.



Bluish Nailbeds

The area under the fingernails and toenails is called the nailbed. Normally the nailbeds are pink. When the nailbed is pinched and released, it turns white for a few seconds and then pink again. This is because small blood vessels under the nail are squeezed shut. When you release the pressure, the blood vessels quickly open back up, turning the nail bed pink once again. This is called *blanching*. If the nailbed has a blue color and doesn't turn pink again after being pinched and released, this may be a warning sign that the cast is too tight.




Numbness or Tingling

You may feel some numbness after a broken bone has been straightened or fixed if any type of anesthesia (such as a regional block or local anesthesia) was used. This should wear off in a few hours. But if you feel constant numbness or tingling in the fingers or toes of the casted arm or leg, this may indicate that the cast is too tight or that a nerve has been injured.

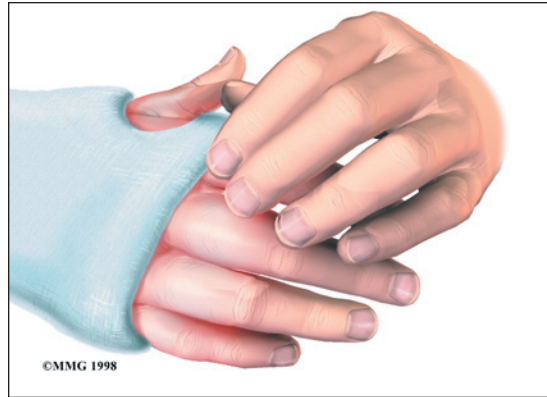
Immobility of Fingers or Toes

Because of your injury, you may have pain that makes it difficult for you to move your fingers or toes. But if you have no ability to move the fingers or toes of the casted arm or leg, it may be a signal that the cast is too tight and the muscles or nerves aren't working properly.



Severe Coolness of Fingers or Toes

Many people notice a difference in the temperature of the casted arm or leg. Usually, this difference is minor. But if you have any other problems mentioned here that suggest that the circulation is not good, and the hand or foot is cool, it may be a sign that the cast is too tight.

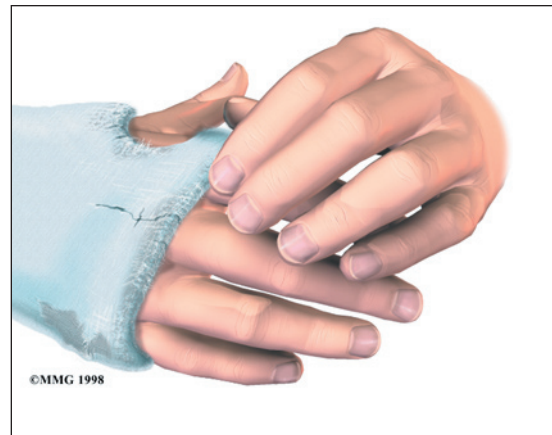


Severe Swelling

If you have severe swelling above or below your cast, try keeping the casted limb propped up above the level of your heart. Most injuries cause at least some swelling. But if the swelling continues to get worse after the cast is put on, it may be either a sign that the cast is too tight or that something is going on under the cast that needs to be checked.

Dented or Cracked Cast

If your cast is dented or cracked, or starts falling apart before you are due for a checkup, this could lead to problems with healing. Small cracks are probably alright, but if the cast isn't doing what it is supposed to, it could affect the healing of the injury. You should also check with your doctor if you think the cast isn't holding the arm or leg still enough.



Notes